

SKS 215 M / 215 MF

Screw-in Switching Probe

NEW

Grid:

≥ 2,54 mm

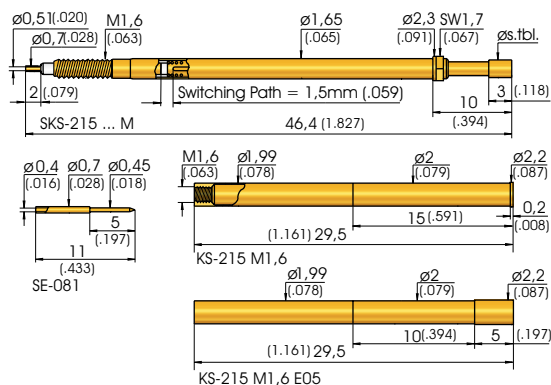
≥ 100 Mil

Installation Height: 10,2 - 20,0 mm (.402 - .787)

Switching Path: 1,5 mm (.059)

Mounting and Functional Dimensions

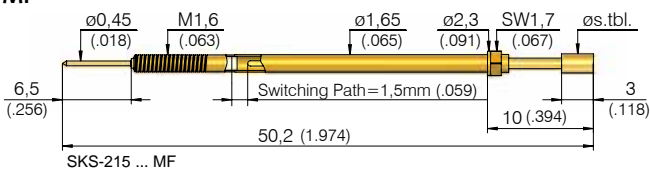
SKS-215 ... M



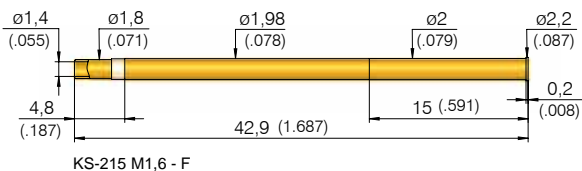
Quick-exchange System

SKS-215 ... MF

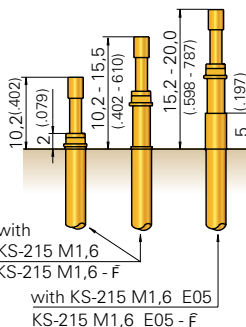
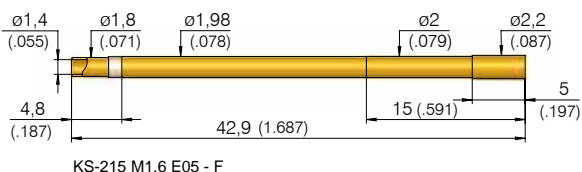
NEW



NEW



NEW



Collar Height and Installation Height

Crimps in the Receptacle prevent the Test Probe from rotating. Different Installation Heights can be variably achieved with different Receptacles.

Designation	Install. Heights
KS-215 M1,6 (-F)	10,2 - 15,5 mm (.402 - .610)
KS-215 M1,6 E05 (-F)	15,2 - 20,0 mm (.598 - .787)

Mechanical Data

Switching Path: 1,5 mm (.059)
± 0,2 mm (.008)

Working Stroke: 4,0 mm (.160)

Maximum Stroke: 5,0 mm (.197)

Force at Switching Point: 0,23 N (xxxoz);
0,45 N (xxxoz); 0,9 N (xxxoz)

Force at Working Stroke: 0,80 N (xxxoz);
1,50 N (xxxoz); 3,0 N (xxxoz)

Mounting Hole Size

in CEM 1 and FR 4: ∅ 1,99 mm (.0783)

Electrical Data

Current Rating: 3 A
(see Page 77)

Materials

Plunger: BeCu, gold- or nickel-plated
(or gold-plated with Insulator Cap)

Barrel: Brass, gold-plated

Spring: Steel, gold-plated

Receptacle: Brass, gold-plated

Note:
SKS-215 ... M will be screwed into KS-215 ... M using special tools (see Page 170/171).
Recommended Screw-in Torque:
Min.: 3 Ncm / Max.: 5 Ncm

Note:
The Quick-exchange system „F“ is not compatible with the previous version „S“. This is still available on request.

Quick-exchange Receptacles:
Receptacles with end designation „-F“ are quick-exchange Receptacles. The two wires are soldered to the outside wall of the Receptacle and the central Terminal point. This is done after assembling the Receptacle in the Mounting Hole.
The Switching Probe can now be inserted or changed without any further soldering work.

Ordering Example

	Series	Tip Material	Tip Style	Tip Diameter (1/100 mm)	Plating	Spring Force at Working Stroke (dN)	Collar Height (mm)	Type (alternative „MF“)
Test Probe:	SKS	2	15	3	02	180	A	30
Receptacles:	KS-215 M1,6 (-F)	KS-215 M1,6 E05 (-F)						
Plug:	SE-081							

Available Tip Styles

Material	Tip Style	Plating	Further Versions	
			∅	∅ (inch)
0 02		A		
3 02		A	1,00	(.039)
3 03		A		
3 05		A	0,80	(.030)
3 05		A		
3 06		N		
3 19		A		