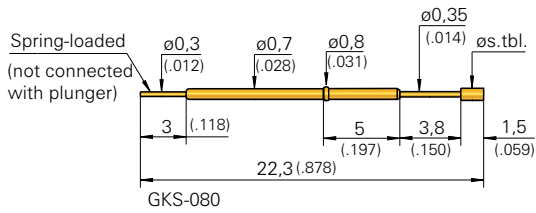


Grid:
 ≥ 1,00 mm
 ≥ 40 Mil

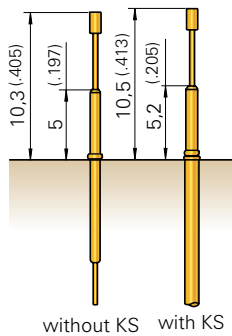
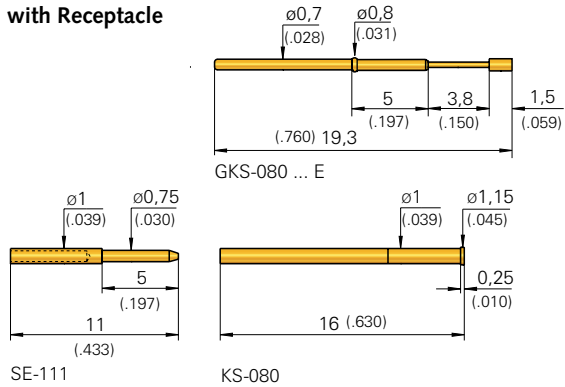
Installation Height: 10,5 mm (.413)
Recommended Stroke: 3,0 mm (.118)

Mounting and Functional Dimensions

without Receptacle



with Receptacle



Collar Height and Installation Height

The Installation Height of the Tip (Dimension without KS) is defined by the Collar Height of the Test Probe.

Collar Height 05:
 Installation Height 10,3 mm (.405)
 (without Receptacle)

Mechanical Data

Working Stroke: 3,0 mm (.118)
Maximum Stroke: 3,8 mm (.150)
Spring Force at Work. Stroke: 0,8 N (2.9oz)

Materials

Plunger: BeCu, gold-plated
Barrel: Brass, gold-plated
Spring: Steel, gold-plated
Receptacle: Brass, gold-plated

Note:

When using Receptacles choose Probe version GKS-080 ... E (Version without Solder-cup).

The Receptacle can be used from Grid 1,27 (50 Mil) up.

Electrical Data

Current Rating: 3 A
R_i typical: < 20 mΩ

Mounting Hole Size

with Receptacle: ø 0,99 - 1,00 mm (.039 - .0394)
without Receptacle: ø 0,70 mm (.0276)

Tools:

Insertion and Extraction Tools for GKS and KS see Page 118.

Ordering Example

