

Grid:

≥ 1,27 mm

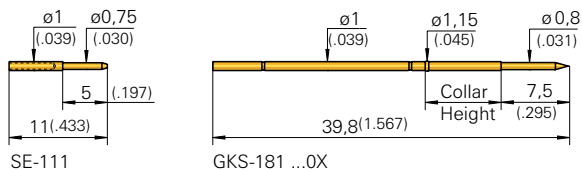
≥ 50 Mil

Installation Height: 10,5/13,0/16,0 mm (.413/ .512/ .630)

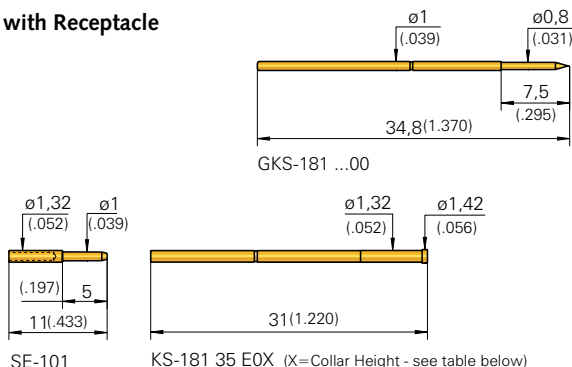
Recommended Stroke: 5,5 mm (.217)

Mounting and Functional Dimensions

without Receptacle



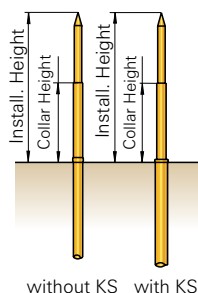
with Receptacle



Collar Height and Installation Height

To adjust the Installation Height of the Test Probes, Receptacles with various collar heights are available.

Collar Height	Installation Height
03	10,5 mm (.413)
05	13,0 mm (.512)
08	16,0 mm (.630)



Mechanical Data

Working Stroke: 5,5 mm (.217)
Maximum Stroke: 7,5 mm (.295)
Spring Force at Work. Stroke: 1,5 N (5.4oz)
alternative: 0,8 N (2.9oz)

Materials

Plunger: BeCu or Steel, gold-plated or chemically nickel-plated
Barrel: Brass, gold-plated
Spring: Steel, gold-plated
Receptacle: Brass, gold-plated

Note:

The Receptacle can be used from Grid 1,91 (75 Mil) up.

Electrical Data

Current Rating: 2 - 3 A
R_i typical: < 20 mΩ

Mounting Hole Size

with Receptacle: ø 1,31 - 1,32 mm (.0516 - .0520)
without Receptacle: ø 1,00 mm (.0394)

Tools:

Insertion and Extraction Tools for GKS and KS see Page 118.

Ordering Example

Series	Tip Material 2 = Steel 3 = BeCu	Tip Style	Tip Diameter (1/100 mm)	Plating A = Gold N = Nickel	Spring Force (dN)	Collar Height (mm)
--------	---------------------------------------	-----------	----------------------------	-----------------------------------	----------------------	-----------------------

Test Probe for usage **without** Receptacle:

G K S 1 8 1 3 5 1 0 8 0 A 1 5 0 3

Test Probe for usage **with** Receptacle:

G K S 1 8 1 3 5 1 0 8 0 A 1 5 0 0

Receptacles:

K S - 1 8 1 3 5 E 03 K S - 1 8 1 3 5 E 05 K S - 1 8 1 3 5 E 08

Plug for Direct Connection on to GKS:

S E - 1 1 1

Plug for Receptacle:

S E - 1 0 1

Available Tip Styles

Material	Tip Style	Plating	Further Versions	
			ø	ø (inch)
3 05		A	ø 0,80 (.031)	
3 51		A	ø 0,80 (.031)	
3 54		A	ø 0,80 (.031)	
2 91		N	ø 0,80 (.031)	