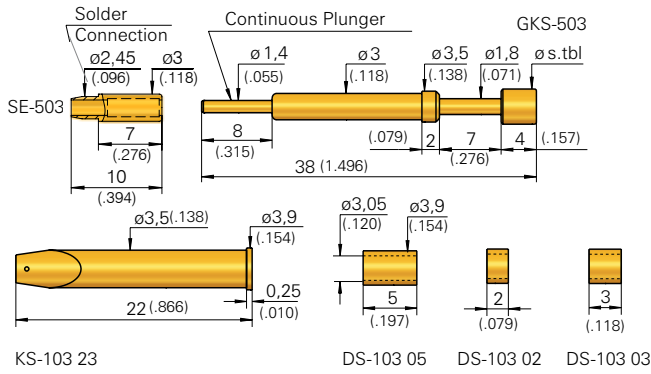


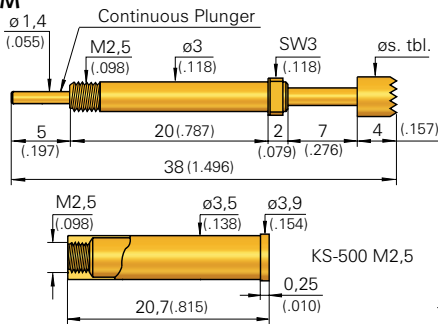
Grid:
 ≥ 4,00 mm
 ≥ 160 Mil

Installation Height: 13,0 mm (.512)
 Recommended Stroke: 5,6 mm (.220)

Mounting and Functional Dimensions



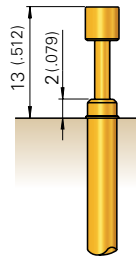
GKS-503 ... M



Collar Height and Installation Height

The Installation Height of the Tip is determined by the Collar Height.

Collar Height	Installation Height (without Receptacles)
02	13,0 mm (.512)



Mechanical Data

Working Stroke: 5,6 mm (.220)
 Maximum Stroke: 7,0 mm (.276)
 Spring Force at Work. Stroke: 1,5 N (5.4oz)
 alternative: 3,0 N (10.8oz), 5,0 N (18.1oz)

Electrical Data

Current Rating, Conn. to Plunger: 12-15 A
 Current Rating, Connection to KS: 5 - 8 A
 R_i typical, Connection to Plunger: < 10 m Ω
 R_i typical, Connection to KS: < 30 m Ω
 (** > 100 m Ω)

Operating Temperature

Standard: -40° up to +80° C
 ** with 5,0 N-Spring: -100° up to +200° C

Materials

Plunger: Steel or BeCu, gold- or rhodium-plated
 Barrel: Brass, gold-plated
 Spring: Steel, gold-plated or Stainless Steel**
 Receptacle: Brass, gold-plated

Mounting Hole Size

with Receptacle: ϕ 3,48 - 3,49 mm (.1370 - .1374)
 without Receptacle: ϕ 3,00 mm (.1181)

Available Tip Styles

Material	Tip Style	Plating	Further Versions	
			ϕ	ϕ (inch)
2 01		R	ϕ 1,80 (.071)	
3 03		A	ϕ 4,00 (.157)	
3 04		R	ϕ 4,00 (.157)	
2 05		R	ϕ 1,80 (.071)	
3 06		R A	ϕ 4,00 (.157)	3,00 (.118)
2 06		R	ϕ 1,80 (.071)	

* Note:

The Receptacle can be used from Grid 4,50 mm (177 Mil) up.

- Usage of Spacers is not possible with GKS-503 ... M.
- Usage of the Test Probe with Spacer DS-103 03 and DS-103 05 is only possible with KS-103 23-2 (i.e. Receptacle with stronger crimp in upper crimp position.)

Note:

GKS-503 ... M will be screwed into Receptacle KS-500 M2.5; using special tools (see Page 170/171).

Recommended Screw-in Torque:
 Min.: 10 Ncm / Max.: 20 Ncm

Tools:

Insertion and Extraction Tools for GKS and KS see Page 118.

Ordering Example

	Series	Tip Material 2 = Steel 3 = BeCu	Tip Style	Tip Diameter (1/100 mm)	Plating A = Gold R = Rhodium	Spring Force (dN)	Collar Height (mm)	Type alternative „C“; „M“; „MC“
Test Probe:	G K S	5 0 3	2 0 1	1 8 0	R	1 5	0 2	
Receptacles:	K S - 1 0 3 2 3	K S - 5 0 0 M 2.5						
Spacers*:	D S - 1 0 3 0 2	* D S - 1 0 3 0 3	* D S - 1 0 3 0 5					
Lamellar Plug: (for plugging onto the end of the Plunger)	S E - 5 0 3							