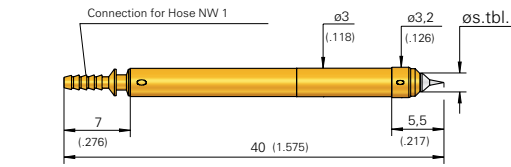


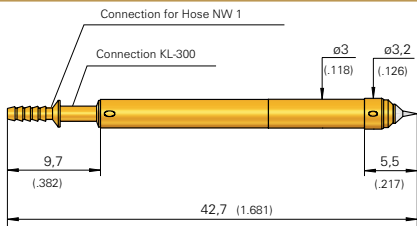
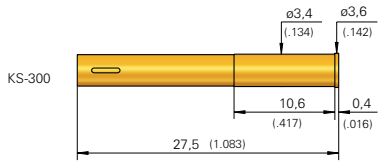
Grid:
 ≥ 3,50 mm
 ≥ 140 Mil

Installation Height: 5,5 mm (.217)
Recommended Stroke: 6,0 mm (.236)

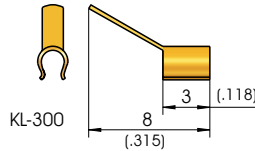
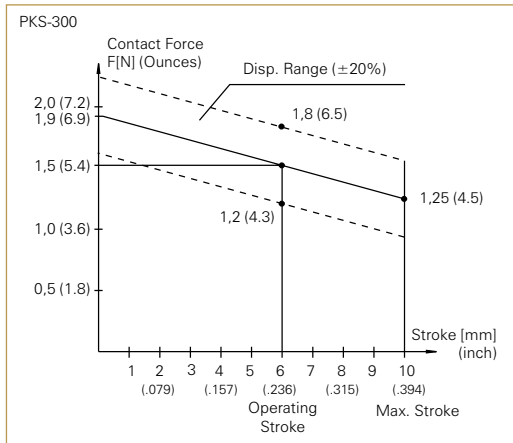
Mounting and Functional Dimensions



PKS-300 Type A



PKS-300 Type B



Available Tip Styles

| Material | Tip Style | Plating | Further Versions | |
|----------|-----------|---------|------------------|------------------|
| | | | Ø | Ø (inch) |
| 2 01 ** | | R | | |
| 2 04 ** | | R | 2,00 | (.079) |
| 2 05 ** | | R | 1,30 | (.051) |
| 2 06 ** | | A | 2,50 3,50 | (.098) (.138) |
| 2 15* | | A | | |
| 2 33 ** | | A | | |
| 2 91 ** | | A | | |

* pressed-in HM-Tip, Installation Height 6,5 mm (.256)
 ** Collar Diameter: 2,0 mm (.079)

Warning:

Do not solder the cable to the crimp points of the Receptacle.

Note:

For High-Current Applications up to 10 A, order with Special Designation „AH“ (Terminal „A“) resp. „BH“ (Terminal „B“).

Note:

The Receptacle can be used from Grid 4,00 mm (160 Mil) up.

Note:

Pneumatic Accessories and general Instructions see Page 94/95.

*** Note:

Tip 15, 01, 91 F = 1,1 N (4.0oz)
 Tip 04, 05, 06, 33 F = 1,5 N (5.4oz)

Mechanical Data

Working Stroke: 6,0 mm (.236)
Maximum Stroke: 10,0 mm (.394)
Contact Force at Work.Stroke: 1,1 N (4.0oz) or 1,5 N (5.4oz)
Operating Medium: Compressed Air (filtered, oil-free)
Operating Pressure: 6 bar (86 psi)

Materials

Plunger: Steel, rhodium- or gold-plated
Barrel: Brass, gold-plated
Restoring Spring: Steel, gold-plated
Receptacle: Brass, gold-plated
O-Rings: Perbunan

Electrical Data

Current Rating: 2 - 3 A (up to 10 A see Note below)
R_i typisch: < 30 mΩ

Mounting Hole Size

with Receptacle: Ø 3,38 - 3,39 mm (.1331 - .1335)
without Receptacle: Ø 3,00 mm (.1181)

Ordering Example

| Series | Tip Material 2 = Steel | Tip Style | Tip Diameter (1/100 mm) | Plating A = Gold R = Rhodium | Spring Force (dN) | Collar Height (mm) | Type (alternative AH, B, BH) |
|--------|---------------------------|-----------|----------------------------|------------------------------------|----------------------|-----------------------|---------------------------------|
|--------|---------------------------|-----------|----------------------------|------------------------------------|----------------------|-----------------------|---------------------------------|

Test Probe:

PKS 300 2 01 200 R 11 02 A

Test Probe for usage up to 10 A:

PKS 300 2 06 130 A 15 02 AH

Receptacle for PKS-300:

KS - 300

Clip Connection with Solder Terminal for Series 300:

KL - 300